







LIGHT WEIGHT.  304 STAINLESS STEEL ANTI-JAM 25 GAUGE / 0.5 MM.
ACIER INOXYDABLE 304 CALIBRE 25 / 0,5 MM. ÉCONOMIQUE.

ITEM #	DIM		DEPTH PROFONDEUR	CAP	SOLID COVER COUVERCLE PLEIN	NOTCHED COVER COUVERCLE DENTELÉ	WIRE GRATE GRILLE MÉTALLIQUE	FALSE BOTTOM DOUBLE FOND
98002		1/1	2.5" / 6.4 cm	8.2 QT / 7.7 L				
98004			4" / 10 cm	14.8 QT / 14 L	575528	575529	575527	5788010
98006			6" / 15.2 cm	21.2 QT / 20 L				
98122		1/2	2.5" / 6.4 cm	4.3 QT / 4 L				
98124			4" / 10 cm	7 QT / 6.6 L	575538	575539	575537	5788120
98126			6" / 15.2 cm	10.6 QT / 10 L				
98132		1/3	2.5" / 6.4 cm	6.3 QT / 5.9 L				
98134			4" / 10 cm	10.1 QT / 9.5 L	575548	575549	PG510	N/A
98136			6" / 15.2 cm	15.7 QT / 14.8 L				
98142		1/4	2.5" / 6.4 cm	2.2 QT / 2 L				
98144			4" / 10 cm	3.1 QT / 2.9 L	575558	575559	N/A	N/A
98146			6" / 15.2 cm	4.6 QT / 4.3 L				
98162		1/6	2.5" / 6.4 cm	1.2 QT / 1.1 L				
98164			4" / 10 cm	2.1 QT / 1.9 L	575568	575569	N/A	N/A
98166			6" / 15.2 cm	2.8 QT / 2.6 L				
98192		1/9	2.5" / 6.4 cm	0.8 QT / 0.7 L				
98194			4" / 10 cm	1.1 QT / 1 L	575598	575599	N/A	N/A



Full Size Chafer Dome Covers

Stainless steel polished exterior. Fits standard size pans. 25 / 0.6 mm gauge.

Couvercle bombé à charnières pour réchaud, pleine grandeur

Extérieur en acier inoxydable poli. Convient aux bacs pleine grandeur. Calibre 25 / 0,6 mm.

ITEM #	DIA
Solid Plein	
575530	21.5 x 13 x 2.8" 54.6 x 33 x 7 cm



Full Size Divided Pan

24 gauge, 0.6 mm. 18/8 Stainless steel. No adapter bars needed. 3.5 QT / 3.3 L capacity for each well.

Bac pleine grandeur divisé

Acier inoxydable 18/8, calibre 24 – 0,6 mm. Aucune barre adaptatrice requise. Capacité de chaque cuve : 3,5 pintes (3,3 L).

ITEM #	DIA (DXLXW)
578002	2.5 x 20.8" x 12.8" 6.4 x 52.7 x 32.4 cm